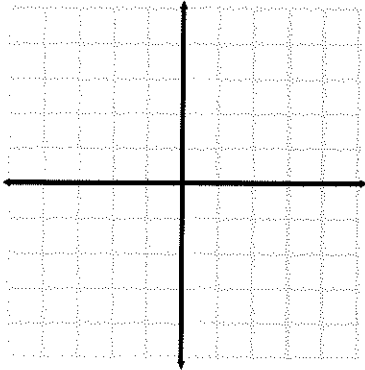


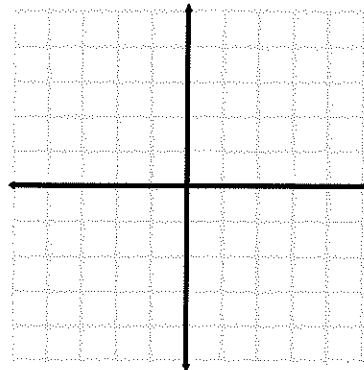
Graphing Linear Equations Worksheet

Graph each equation on the provided Coordinate Plane. If you need to scale your coordinate plane so that the points you elect to graph will fit, please label accordingly.

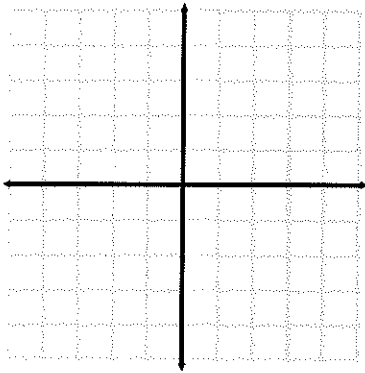
1) $y = 2x - 3$



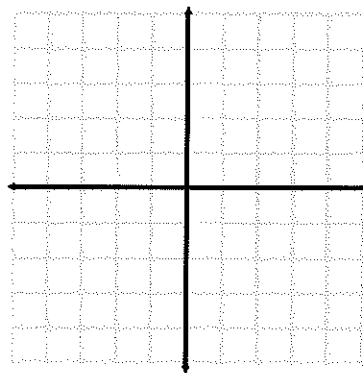
2) $y = -3x + 2$



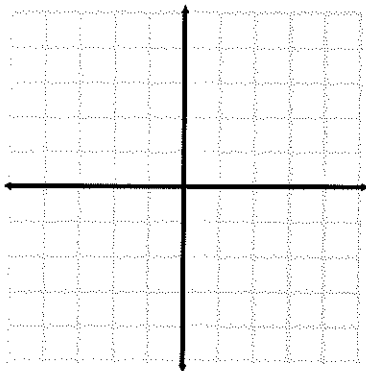
3) $y = \frac{1}{2}x - 5$



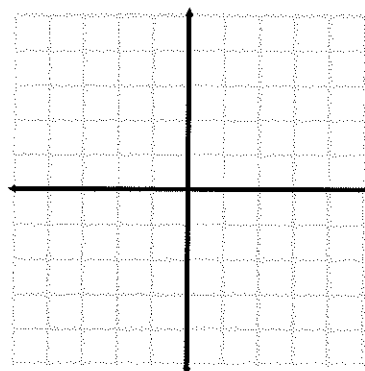
4) $y = -\frac{2}{3}x + 4$



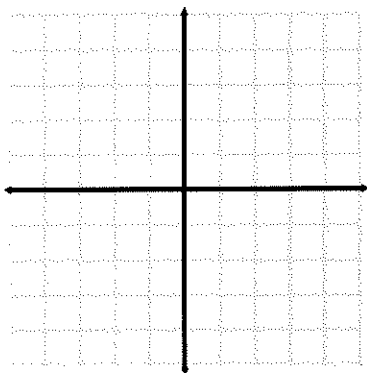
5) $x + y = 4$



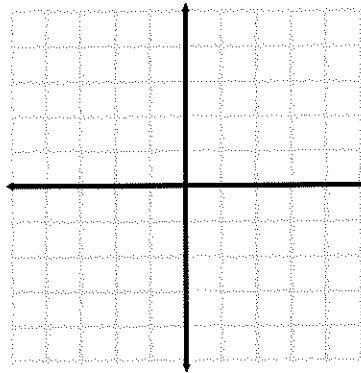
6) $y = 3$



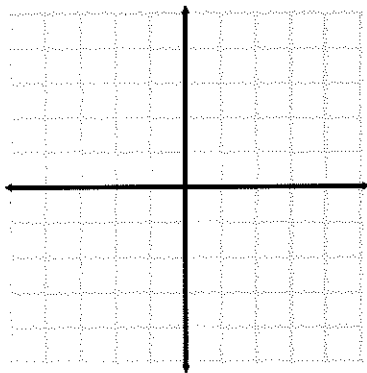
7) $2x - y = 3$



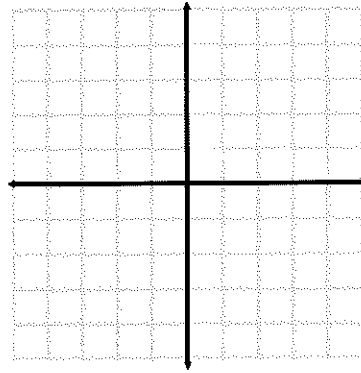
8) $2x + 4y = 8$



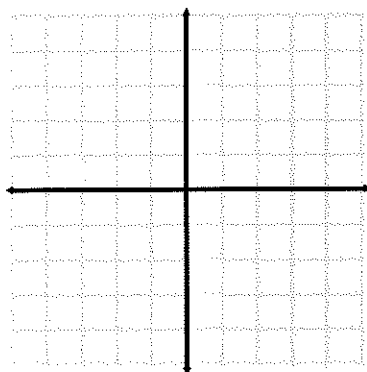
9) $x + 1 = -5$



10) $3x - 5y = 10$



11) $3x + 2y = 7$



12) $3x - \frac{1}{2}y = 2$

